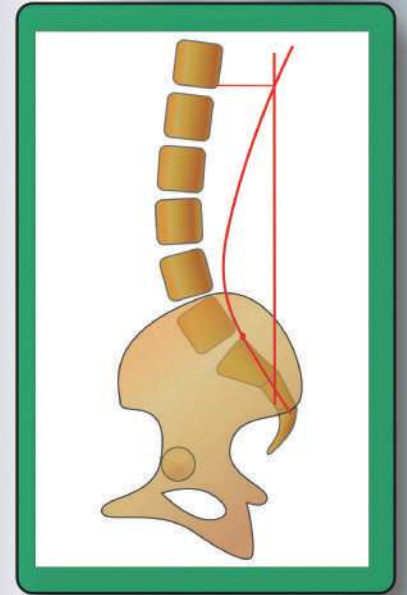


THE EIGHT MAJOR ABERRATIONS OF THE LUMBAR SPINE AND THEIR IDEAL CORRECTIVE TRACTION SETTING



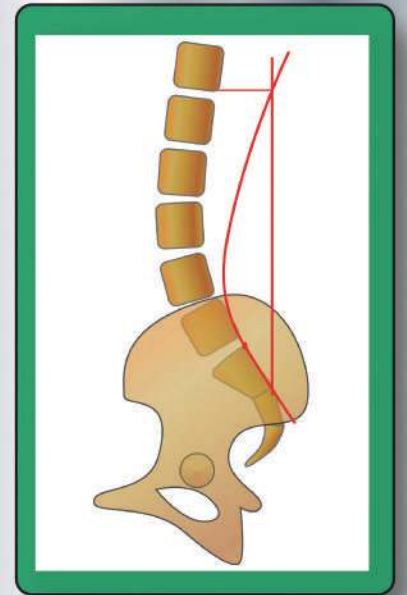
FORM 1

Anterior Thoracic Posture, Increased Sacral Tilt.
 Exercise: Standing posterior thoracic translations or anterior thoracic body weighting
 Antro Brace: Anterior pelvic piece at hip joints
 Chest strap under arms
 Posterior strap at Ischial Tuberosities
 Anterior sling at ASIS's



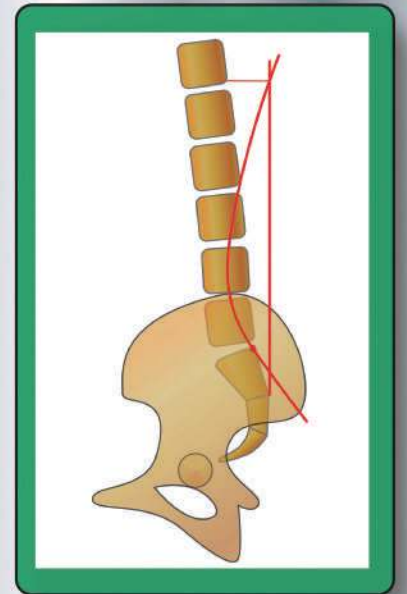
FORM 2

Anterior Thoracic Posture, Normal Sacral Tilt.
 Exercise: Standing posterior thoracic translations or anterior thoracic body weighting
 SRBrace: Anterior pelvic piece at ASIS's
 Chest strap under arms
 Posterior straps at L2, L3



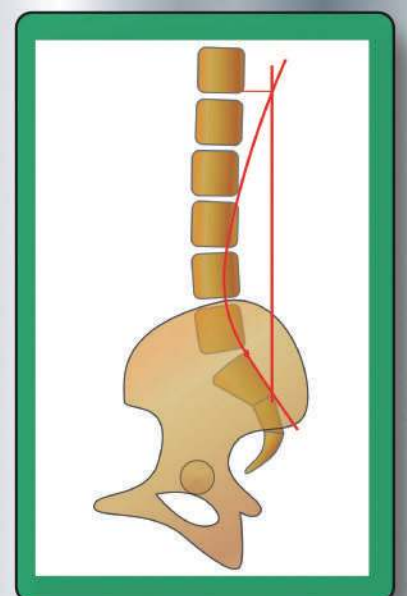
FORM 3

Thoracic Flexion Posture, Decreased Sacral Tilt, Lumbar Hypolordosis
 Exercise: Thoraco-lumbar extension exercises
 SRBrace: Anterior pelvic piece at the hip joints
 Chest strap over arms
 Posterior straps at L1, L3, L5



FORM 4

Slightly Anterior to Normal Posture, Normal Sacral Tilt, Lumbar Hypolordosis
 Exercise: Lumbar extension exercises
 SRBrace: Anterior pelvic piece at ASIS's
 Chest strap over arms
 Posterior straps at T6, L2, L4

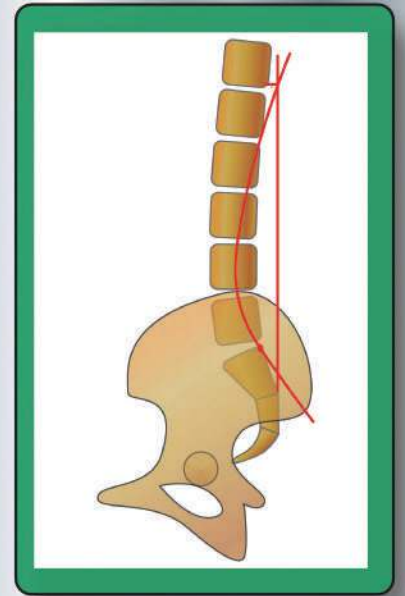


THE EIGHT MAJOR ABERRATIONS OF THE LUMBAR SPINE AND THEIR IDEAL CORRECTIVE TRACTION SETTING



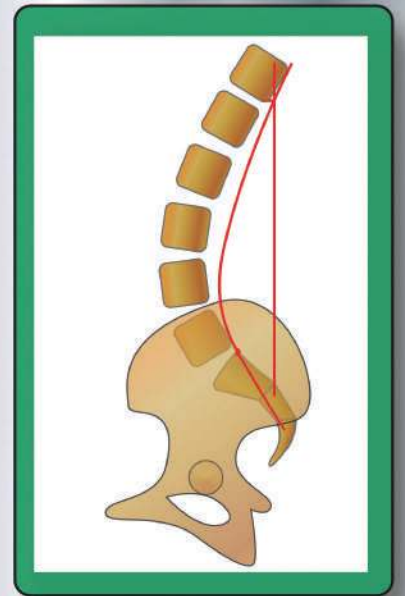
FORM 5

Slightly Anterior/Normal/Posterior Posture, Decreased Sacral Tilt, Lumbar Hypolordosis
 Exercise: Pelvic flexion exercise
 SRBrace: Anterior pelvic piece at the hip joints
 Chest strap over arms
 Posterior straps at T6, L2, L5




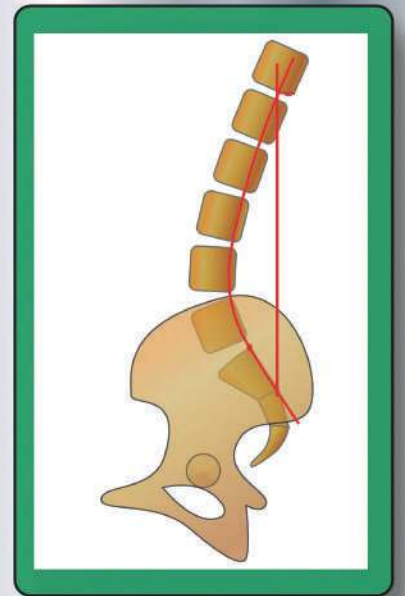
FORM 6

Slightly Anterior/Normal/Posterior Posture, Increased Sacral Tilt, Lumbar Hyperlordosis
 Exercise: Pelvic extension exercises
 SRBrace: Anterior pelvic piece at the hip joints
 Chest strap over arms
 Posterior straps at T6, T9, Ischial Tuberosities
 Anterior sling at ASIS's



FORM 7

Posterior Posture, Normal Sacral Tilt
 Exercise: Standing anterior thoracic translations or posterior body weighting
 SRBrace: Anterior pelvic piece at ASIS's
 Chest strap over arms
 Posterior straps at T6, T9, L2



FORM 8

Posterior Posture, Decreased Sacral Tilt
 Exercise: Standing anterior thoracic translations or posterior body weighting
 SRBrace: Anterior pelvic piece at the hip joints
 Chest strap over arms
 Posterior straps at T6, T12, L5

